

# Half of Americans believe President Biden should be doing more to stop illegal immigration

A new Reuters/Ipsos poll also finds that a plurality of Americans opposes using tax dollars to transport migrants

23 September 2022

Politics / Society / Government

[DOWNLOAD](#)

---

---

Washington D.C., September 23, 2022 - A new Reuters/Ipsos poll finds over half of Americans have heard, read, or seen something about Texas Governor Greg Abbott and Florida Governor Ron DeSantis transporting migrants from Texas to other states and cities such as Washington D.C., Chicago, New York, and Martha's Vineyard in Massachusetts. While only 7% of Americans believe immigration is the country's biggest problem, 50% say President Biden should be doing more about blocking illegal immigrants from entering the United States.

## [Detailed Findings](#)

Less than 1 in 10 (7%) Americans say immigration is the country's biggest

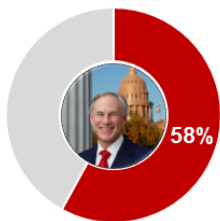
problem. Republicans (14%) are most likely to say it is, compared to only 2% of Democrats and 6% of independents. However, 50% of Americans say President Biden should be doing more about blocking illegal immigrants from entering the United States, a sentiment Republicans (76%) are most likely to agree with, followed by 55% of independents. Only about a third of Americans (37%) say Biden should be doing more to treat migrants and asylum seekers at the border in a more humane way. Democrats (46%) are more likely to agree than Republicans (32%) and independents (29%).

Over half of Americans have heard some or a lot about both Texas Gov. Abbott (58%) and Florida Gov. DeSantis (59%) transporting migrants from Texas to other states and cities across the United States. Two in five Americans (40%) say they oppose leaders of states transporting migrants to other states or D.C. and 46% oppose the use of tax dollars to do so. In fact, 45% of Americans strongly or somewhat agree that state leaders transporting migrants across state lines are committing illegal human trafficking. Democrats (63%) and independents (40%) are more likely to agree with this, while Republicans are more likely to disagree (49%).

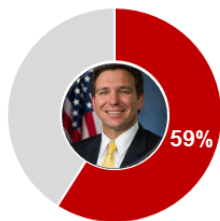
### Just one in four Americans support states using tax dollars to transport migrants

Percent of Americans who have heard, read, or seen something about the following

% A lot/Some



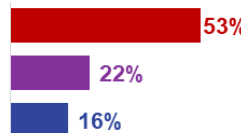
Texas Governor Greg Abbott busing migrants from Texas to other parts of the country



Florida Governor Ron DeSantis flying migrants from Texas to Martha's Vineyard

Percent of Americans who support the following

Leaders of some states busing or flying migrants to other states or Washington D.C.



States using tax dollars to pay to transport migrants who have arrived in their territory to other states or Washington D.C.



1 - © Ipsos Source: Reuters/Ipsos Poll, fielded September 21-22, 2022. Base: All Respondents (n=1,005); Democrats (n=449), Republicans (n=361), Independents (n=123)



Still, nearly half of Americans say that any Democrats who complain about migrants being transported to their states or cities are hypocrites and 43% say that states which have had migrants transported to them have an obligation to take in and provide for them.

Overall, only 35% of Americans think it should be easier for people to immigrate to the United States and 44% say the United States should be more welcoming of immigrants from all over the world. Forty-three percent support giving legal status to undocumented or illegal immigrants.

## About the Study

These are some of the findings of an Ipsos poll conducted between September 21–22, 2022, on behalf of Thomson Reuters. For this survey, a sample of 1,005 adults age 18+ from the continental U.S., Alaska, and Hawaii was interviewed online in English. The sample includes 449 Democrats, 361 Republicans, and 123 independents.

The sample was randomly drawn from [Ipsos' online panel](#), [partner online panel sources](#), and ["river" sampling](#) and does not rely on a population frame in the traditional sense. Ipsos uses fixed sample targets, unique to each study, in drawing a sample. After a sample has been obtained from the Ipsos panel, Ipsos calibrates respondent characteristics to be representative of the U.S. Population using standard procedures such as raking-ratio adjustments. The source of these population targets is U.S. Census 2019 American Community Survey data. The sample drawn for this study reflects fixed sample targets on demographics. Posthoc weights were made to the population characteristics on gender, age, race/ethnicity, region, and education.

Statistical margins of error are not applicable to online non-probability polls. All sample surveys and polls may be subject to other sources of error, including but

not limited to coverage error and measurement error. Where figures do not sum to 100, this is due to the effects of rounding. The precision of Ipsos online polls is measured using a credibility interval. In this case, the poll has a credibility interval of plus or minus 3.8 percentage points for all respondents. Ipsos calculates a design effect (DEFF) for each study based on the variation of the weights, following the formula of Kish (1965). This study had a credibility interval adjusted for design effect of the following (n=1,005, DEFF=1.5, adjusted Confidence Interval=+/-5.3 percentage points).

The poll also has a credibility interval of plus or minus 5.7 percentage points for Democrats, plus or minus 6.3 percentage points for Republicans, and plus or minus 10.8 percentage points for independents.

For more information on this news release, please contact:

Chris Jackson

Senior Vice President, US

Public Affairs

+1 202 420-2025

[chris.jackson@ipsos.com](mailto:chris.jackson@ipsos.com)

Annaleise Azevedo Lohr

Director, US

Public Affairs

[annaleise.lohr@ipsos.com](mailto:annaleise.lohr@ipsos.com)

## About Ipsos

Ipsos is the world's third-largest Insights and Analytics company, present in 90 markets and employing more than 18,000 people.

Our passionately curious research professionals, analysts, and scientists have built unique multi-specialist capabilities that provide true understanding and

powerful insights into the actions, opinions, and motivations of citizens, consumers, patients, customers, or employees. We serve more than 5,000 clients across the world with 75 business solutions.



---

## Download

### TOPLINE

## Society

---

Predictive Drivers for Gender Equality Success in Advertising - A webinar in partnership with ANA, SEEHER & IPSOS

Join Ipsos' Rachel Rodgers who will take part in the SeeHer's GEM® (Gender Equality Meas...

6 September 2022

---

### SAPOR Conference 2022

Ipsos is delighted to be a sponsor at SAPOR's annual conference. The Southern chapter of th...

5 September 2022

---

[WEBINAR RECORDING] KEYS: Lessons from inflationary times

Join Ipsos for its complimentary KEYS webinar series dedicated to helping brands and orga...

1 September 2022

[Citizens](#)

[Consumers & Brands](#)

[Capabilities](#)

[Doctors & Patients](#)

[Customers & Employees](#)

[About us](#)

[Contact Us](#)

[Press](#)

[Investors](#)

[Careers](#)

---

[Legal Mentions](#)

[Privacy & Data Protection](#)

[Cookie Policy](#)

[Our Alert System](#)

© 2016 - 2022 Ipsos All Rights Reserved