



SCORECARD

TAKE ACTION

ISSUES

SENTINEL

PRESS



GIVE MONTHLY

SEARCH MEMBERS:

By Name or Enter Zipcode



SELECT SESSION:

Congressional Session 118th (2023/2024)

























NAVIGATION:









































MEMBERS









































VOTES









































COSPONSORSHIPS









































FILTER OPTIONS


























MEMBER	STATE	DISTRICT	PARTY	SCORE	COMPARE
 Rep. Alma Adams	NC	12		11%	
 Rep. Robert Aderholt	AL	04		64%	
 Rep. Pete Aguilar	CA	33		5%	
 Rep. Mark Alford	MO	04		91%	
 Rep. Rick Allen	GA	12		85%	
 Rep. Colin Allred	TX	32		5%	
 Rep. Gabe Amo	RI	01		12%	
 Rep. Mark Amodei	NV	02		69%	
 Rep. Kelly Armstrong	ND	01		80%	
 Rep. Jodey Arrington	TX	19		82%	
 Rep. Jake Auchincloss	MA	04		11%	
 Rep. Brian Babin	TX	36		83%	





















		DISTRICT			COMPARE
	Rep. Don Bacon	NE	02		58%
	Rep. Jim Baird	IN	04		80%
	Rep. Troy Balderson	OH	12		71%
	Sen. Tammy Baldwin	WI			6%
	Rep. Becca Balint	VT	01		27%
	Rep. Jim Banks	IN	03		94%
	Rep. Andy Barr	KY	06		60%
	Rep. Nanette Barragán	CA	44		22%
	Sen. John Barrasso	WY			81%
	Rep. Aaron Bean	FL	04		89%
	Rep. Joyce Beatty	OH	03		12%
	Sen. Michael Bennet	CO			6%
	Rep. Cliff Bentz	OR	02		62%
	Rep. Ami Bera	CA	06		5%
	Rep. Jack Bergman	MI	01		80%
	Rep. Don Beyer	VA	08		5%
	Rep. Stephanie Bice	OK	05		60%
	Rep. Andy Biggs	AZ	05		84%
	Rep. Gus Bilirakis	FL	12		89%
	Rep. Dan Bishop	NC	08		94%



















		DISTRICT			COMPARE
	Rep. Sanford Bishop	GA	02		6%
	Sen. Marsha Blackburn	TN			85%
	Rep. Earl Blumenauer	OR	03		17%
	Sen. Richard Blumenthal	CT			0%
	Rep. Lisa Blunt Rochester	DE	01		5%
	Rep. Lauren Boebert	CO	03		92%
	Rep. Suzanne Bonamici	OR	01		16%
	Sen. Cory Booker	NJ			13%
	Sen. John Boozman	AR			33%
	Rep. Mike Bost	IL	12		95%
	Rep. Jamaal Bowman	NY	16		27%
	Rep. Brendan Boyle	PA	02		0%
	Sen. Mike Braun	IN			100%
	Rep. Josh Brecheen	OK	02		100%
	Sen. Katie Britt	AL			62%
	Sen. Sherrod Brown	OH			6%
	Rep. Shontel Brown	OH	11		11%
	Rep. Julia Brownley	CA	26		5%
	Rep. Vern Buchanan	FL	16		71%
	Rep. Larry Bucshon	IN	08		60%





















		DISTRICT			COMPARE
	Sen. Ted Budd	NC			87%
	Rep. Nikki Budzinski	IL	13		5%
	Rep. Tim Burchett	TN	02		91%
	Rep. Michael Burgess	TX	26		59%
	Rep. Eric Burlison	MO	07		100%
	Rep. Cori Bush	MO	01		27%
	Sen. Laphonza Butler	CA			10%
	Rep. Ken Calvert	CA	41		58%
	Rep. Kat Cammack	FL	03		93%
	Sen. Maria Cantwell	WA			6%
	Sen. Shelley Capito	WV			36%
	Rep. Yadira Caraveo	CO	08		6%
	Rep. Salud Carbajal	CA	24		5%
	Sen. Ben Cardin	MD			0%
	Rep. Mike Carey	OH	15		64%
	Rep. Jerry Carl	AL	01		69%
	Sen. Tom Carper	DE			0%
	Rep. Andre Carson	IN	07		17%
	Rep. Buddy Carter	GA	01		62%
	Rep. Troy Carter	LA	02		5%





















		DISTRICT			COMPARE
	Rep. John Carter	TX	31		69%
	Rep. Matt Cartwright	PA	08		5%
	Rep. Greg Casar	TX	35		27%
	Rep. Ed Case	HI	01		5%
	Sen. Bob Casey	PA			0%
	Sen. Bill Cassidy	LA			43%
	Rep. Sean Casten	IL	06		5%
	Rep. Kathy Castor	FL	14		5%
	Rep. Joaquin Castro	TX	20		18%
	Rep. Lori Chavez-DeRemer	OR	05		58%
	Rep. Sheila Cherfilus-McCormick	FL	20		12%
	Rep. Judy Chu	CA	28		23%
	Rep. Juan Ciscomani	AZ	06		64%
	Rep. Katherine Clark	MA	05		0%
	Rep. Yvette Clarke	NY	09		22%
	Rep. Emanuel Cleaver	MO	05		7%
	Rep. Ben Cline	VA	06		100%
	Rep. Michael Cloud	TX	27		100%
	Rep. James Clyburn	SC	06		5%
	Rep. Andrew Clyde	GA	09		98%





















		DISTRICT			COMPARE
 Rep Steve	Rep. Steve Cohen	TN	09		11%
 Rep Tom	Rep. Tom Cole	OK	04		58%
 Sen Susan	Sen. Susan Collins	ME			13%
 Rep Mike	Rep. Mike Collins	GA	10		100%
 Rep James	Rep. James Comer	KY	01		80%
	Rep. Gerry Connolly	VA	11		6%
	Sen. Chris Coons	DE			7%
	Sen. John Cornyn	TX			31%
	Rep. Lou Correa	CA	46		16%
	Sen. Catherine Cortez Masto	NV			0%
	Rep. Jim Costa	CA	21		5%
	Sen. Tom Cotton	AR			46%
	Rep. Joe Courtney	CT	02		5%
	Rep. Angie Craig	MN	02		6%
	Sen. Kevin Cramer	ND			45%
	Rep. Eli Crane	AZ	02		95%
	Sen. Mike Crapo	ID			72%
	Rep. Rick Crawford	AR	01		62%
	Rep. Dan Crenshaw	TX	02		64%
	Rep. Jasmine Crockett	TX	30		17%





















	DISTRICT			COMPARE
Rep. Jason Crow	CO	06		5%
Sen. Ted Cruz	TX			92%
Rep. Henry Cuellar	TX	28		16%
Rep. John Curtis	UT	03		84%
Rep. Tony Cárdenas	CA	29		12%
Rep. Anthony D'Esposito	NY	04		58%
Sen. Steve Daines	MT			79%
Rep. Sharice Davids	KS	03		5%
Rep. Warren Davidson	OH	08		87%
Rep. Don Davis	NC	01		16%
Rep. Danny Davis	IL	07		12%
Rep. Monica De La Cruz	TX	15		64%
Rep. Diana DeGette	CO	01		17%
Rep. Rosa DeLauro	CT	03		11%
Rep. Mark DeSaulnier	CA	10		27%
Rep. Madeleine Dean	PA	04		5%
Rep. Suzan DelBene	WA	01		11%
Rep. Chris Deluzio	PA	17		11%
Rep. Scott DesJarlais	TN	04		94%
Rep. Mario Diaz-Balart	FL	26		58%





















	DISTRICT			COMPARE
Rep. Debbie Dingell	MI	06		17%
Rep. Lloyd Doggett	TX	37		22%
Rep. Byron Donalds	FL	19		98%
Rep. John Duarte	CA	13		42%
Sen. Tammy Duckworth	IL			0%
Rep. Jeff Duncan	SC	03		95%
Rep. Neal Dunn	FL	02		68%
Sen. Dick Durbin	IL			6%
Rep. Chuck Edwards	NC	11		68%
Rep. Jake Ellzey	TX	06		58%
Rep. Tom Emmer	MN	06		66%
Sen. Joni Ernst	IA			40%
Rep. Veronica Escobar	TX	16		16%
Rep. Anna Eshoo	CA	16		6%
Rep. Adriano Espaillat	NY	13		16%
Rep. Ron Estes	KS	04		80%
Rep. Dwight Evans	PA	03		14%
Rep. Mike Ezell	MS	04		69%
Rep. Pat Fallon	TX	04		87%
Rep. Randy Feenstra	IA	04		66%




















	DISTRICT			COMPARE
Rep. Drew Ferguson	GA	03		58%
Sen. John Fetterman	PA			7%
Rep. Brad Finstad	MN	01		93%
Rep. Michelle Fischbach	MN	07		95%
Sen. Deb Fischer	NE			56%
Rep. Scott Fitzgerald	WI	05		78%
Rep. Brian Fitzpatrick	PA	01		51%
Rep. Chuck Fleischmann	TN	03		66%
Rep. Lizzie Fletcher	TX	07		6%
Rep. Mike Flood	NE	01		60%
Rep. Bill Foster	IL	11		5%
Rep. Valerie Foushee	NC	04		12%
Rep. Virginia Foxx	NC	05		62%
Rep. Lois Frankel	FL	22		0%
Rep. Scott Franklin	FL	18		71%
Rep. Maxwell Frost	FL	10		27%
Rep. Russell Fry	SC	07		95%
Rep. Russ Fulcher	ID	01		94%
Rep. Matt Gaetz	FL	01		83%
Rep. Ruben Gallego	AZ	03		0%





















	DISTRICT			COMPARE
Rep. John Garamendi	CA	08		6%
Rep. Andrew Garbarino	NY	02		58%
Rep. Sylvia Garcia	TX	29		16%
Rep. Jesús García	IL	04		29%
Rep. Mike Garcia	CA	27		64%
Rep. Robert Garcia	CA	42		16%
Sen. Kirsten Gillibrand	NY			0%
Rep. Carlos Gimenez	FL	28		58%
Rep. Marie Gluesenkamp Perez	WA	03		23%
Rep. Jared Golden	ME	02		27%
Rep. Dan Goldman	NY	10		11%
Rep. Jimmy Gomez	CA	34		16%
Rep. Tony Gonzales	TX	23		73%
Rep. Vicente Gonzalez	TX	34		11%
Rep. Bob Good	VA	05		100%
Rep. Lance Gooden	TX	05		89%
Rep. Paul Gosar	AZ	09		98%
Rep. Josh Gottheimer	NJ	05		5%
Sen. Lindsey Graham	SC			52%
Rep. Kay Granger	TX	12		54%




















	DISTRICT			COMPARE
Sen. Chuck Grassley	IA			31%
Rep. Garret Graves	LA	06		80%
Rep. Sam Graves	MO	06		60%
Rep. Mark Green	TN	07		93%
Rep. Al Green	TX	09		12%
Rep. Marjorie Greene	GA	14		89%
Rep. Morgan Griffith	VA	09		89%
Rep. Raúl Grijalva	AZ	07		12%
Rep. Glenn Grothman	WI	06		76%
Rep. Michael Guest	MS	03		82%
Rep. Brett Guthrie	KY	02		56%
Rep. Harriet Hageman	WY	01		100%
Sen. Bill Hagerty	TN			86%
Rep. Josh Harder	CA	09		0%
Rep. Andy Harris	MD	01		96%
Rep. Diana Harshbarger	TN	01		100%
Sen. Maggie Hassan	NH			0%
Sen. Josh Hawley	MO			96%
Rep. Jahana Hayes	CT	05		5%
Sen. Martin Heinrich	NM			6%





















	DISTRICT			COMPARE
Rep. Kevin Hern	OK	01		93%
Sen. John Hickenlooper	CO			0%
Rep. Clay Higgins	LA	03		95%
Rep. French Hill	AR	02		58%
Rep. Jim Himes	CT	04		0%
Rep. Ashley Hinson	IA	02		60%
Sen. Mazie Hirono	HI			6%
Sen. John Hoeven	ND			46%
Rep. Steven Horsford	NV	04		5%
Rep. Erin Houchin	IN	09		68%
Rep. Chrissy Houlahan	PA	06		5%
Rep. Steny Hoyer	MD	05		5%
Rep. Val Hoyle	OR	04		16%
Rep. Richard Hudson	NC	09		64%
Rep. Jared Huffman	CA	02		16%
Rep. Bill Huizenga	MI	04		75%
Rep. Wesley Hunt	TX	38		98%
Sen. Cindy Hyde-Smith	MS			50%
Rep. Darrell Issa	CA	48		64%
Rep. Glenn Ivey	MD	04		5%





















	DISTRICT				COMPARE
Rep. Jeff Jackson	NC	14		12%	
Rep. Ronny Jackson	TX	13		89%	
Rep. Jonathan Jackson	IL	01		22%	
Rep. Sheila Jackson Lee	TX	18		7%	
Rep. Sara Jacobs	CA	51		6%	
Rep. John James	MI	10		62%	
Rep. Pramila Jayapal	WA	07		27%	
Rep. Hakeem Jeffries	NY	08		5%	
Rep. Dusty Johnson	SD	01		66%	
Rep. Hank Johnson	GA	04		5%	
Rep. Mike Johnson	LA	04		56%	
Sen. Ron Johnson	WI			90%	
Rep. Jim Jordan	OH	04		85%	
Rep. Dave Joyce	OH	14		54%	
Rep. John Joyce	PA	13		78%	
Sen. Tim Kaine	VA			6%	
Rep. Sydney Kamlager-Dove	CA	37		22%	
Rep. Marcy Kaptur	OH	09		5%	
Rep. Tom Kean	NJ	07		58%	
Rep. Bill Keating	MA	09		5%	



















	DISTRICT			COMPARE
Rep. Trent Kelly	MS	01		69%
Sen. Mark Kelly	AZ			0%
Rep. Robin Kelly	IL	02		5%
Rep. Mike Kelly	PA	16		50%
Sen. John Kennedy	LA			50%
Rep. Ro Khanna	CA	17		27%
Rep. Jen Kiggans	VA	02		60%
Rep. Dan Kildee	MI	08		12%
Rep. Kevin Kiley	CA	03		64%
Rep. Derek Kilmer	WA	06		5%
Rep. Andy Kim	NJ	03		0%
Rep. Young Kim	CA	40		58%
Sen. Angus King	ME		<i>Ind.</i>	0%
Sen. Amy Klobuchar	MN			0%
Rep. Raja Krishnamoorthi	IL	08		6%
Rep. Ann Kuster	NH	02		5%
Rep. David Kustoff	TN	08		58%
Rep. Darin LaHood	IL	16		76%
Rep. Nick LaLota	NY	01		56%
Rep. Doug LaMalfa	CA	01		84%





















	DISTRICT			COMPARE
Rep. Jake LaTurner	KS	02		58%
Rep. Doug Lamborn	CO	05		60%
Rep. Greg Landsman	OH	01		6%
Rep. Nick Langworthy	NY	23		71%
Sen. James Lankford	OK			48%
Rep. Rick Larsen	WA	02		0%
Rep. John Larson	CT	01		5%
Rep. Bob Latta	OH	05		60%
Rep. Mike Lawler	NY	17		58%
Rep. Barbara Lee	CA	12		27%
Sen. Mike Lee	UT			98%
Rep. Summer Lee	PA	12		27%
Rep. Laurel Lee	FL	15		71%
Rep. Susie Lee	NV	03		6%
Rep. Teresa Leger Fernandez	NM	03		11%
Rep. Debbie Lesko	AZ	08		100%
Rep. Julia Letlow	LA	05		64%
Rep. Mike Levin	CA	49		11%
Rep. Ted Lieu	CA	36		5%
Rep. Zoe Lofgren	CA	18		12%





















	DISTRICT			COMPARE
Rep. Barry Loudermilk	GA	11		81%
Rep. Frank Lucas	OK	03		58%
Rep. Blaine Luetkemeyer	MO	03		70%
Sen. Ben Ray Luján	NM			6%
Sen. Cynthia Lummis	WY			98%
Rep. Anna Luna	FL	13		98%
Rep. Morgan Luttrell	TX	08		78%
Rep. Stephen Lynch	MA	08		5%
Rep. Nancy Mace	SC	01		87%
Rep. Seth Magaziner	RI	02		7%
Rep. Nicole Malliotakis	NY	11		72%
Rep. Celeste Maloy	UT	02		63%
Sen. Joe Manchin	WV		<i>Ind.</i>	16%
Rep. Tracey Mann	KS	01		98%
Rep. Kathy Manning	NC	06		5%
Sen. Ed Markey	MA			25%
Sen. Roger Marshall	KS			88%
Rep. Thomas Massie	KY	04		71%
Rep. Brian Mast	FL	21		90%
Rep. Doris Matsui	CA	07		11%




















	DISTRICT			COMPARE
Rep. Lucy McBath	GA	07		5%
Rep. Michael McCaul	TX	10		56%
Rep. Lisa McClain	MI	09		69%
Rep. Jennifer McClellan	VA	04		6%
Rep. Tom McClintock	CA	05		69%
Rep. Betty McCollum	MN	04		5%
Sen. Mitch McConnell	KY			34%
Rep. Rich McCormick	GA	06		87%
Rep. Morgan McGarvey	KY	03		11%
Rep. Jim McGovern	MA	02		22%
Rep. Patrick McHenry	NC	10		54%
Rep. Cathy McMorris Rodgers	WA	05		74%
Rep. Gregory Meeks	NY	05		0%
Rep. Rob Menendez	NJ	08		5%
Sen. Bob Menendez	NJ			13%
Rep. Grace Meng	NY	06		16%
Sen. Jeff Merkley	OR			27%
Rep. Dan Meuser	PA	09		69%
Rep. Kweisi Mfume	MD	07		11%
Rep. Mary Miller	IL	15		100%




















	DISTRICT			COMPARE
Rep. Max Miller	OH	07		58%
Rep. Carol Miller	WV	01		60%
Rep. Mariannette Miller-Meeks	IA	01		58%
Rep. Cory Mills	FL	07		100%
Rep. Marc Molinaro	NY	19		62%
Rep. John Moolenaar	MI	02		73%
Rep. Alex Mooney	WV	02		93%
Rep. Blake Moore	UT	01		56%
Rep. Barry Moore	AL	02		95%
Rep. Gwen Moore	WI	04		20%
Rep. Nathaniel Moran	TX	01		76%
Sen. Jerry Moran	KS			38%
Rep. Joseph Morelle	NY	25		5%
Rep. Jared Moskowitz	FL	23		6%
Rep. Seth Moulton	MA	06		5%
Rep. Frank Mrvan	IN	01		5%
Sen. Markwayne Mullin	OK			40%
Rep. Kevin Mullin	CA	15		5%
Sen. Lisa Murkowski	AK			13%
Rep. Gregory Murphy	NC	03		67%





















	DISTRICT			COMPARE
Sen. Chris Murphy	CT			13%
Sen. Patty Murray	WA			6%
Rep. Jerry Nadler	NY	12		16%
Rep. Grace Napolitano	CA	31		11%
Rep. Richard Neal	MA	01		0%
Rep. Joe Neguse	CO	02		5%
Rep. Troy Nehls	TX	22		94%
Rep. Dan Newhouse	WA	04		62%
Rep. Wiley Nickel	NC	13		6%
Rep. Donald Norcross	NJ	01		5%
Rep. Ralph Norman	SC	05		100%
Rep. Zach Nunn	IA	03		58%
Rep. Jay Obernolte	CA	23		62%
Rep. Alexandria Ocasio-Cortez	NY	14		29%
Rep. Andy Ogles	TN	05		100%
Rep. Ilhan Omar	MN	05		22%
Sen. Jon Ossoff	GA			6%
Rep. Burgess Owens	UT	04		84%
Sen. Alex Padilla	CA			13%
Rep. Frank Pallone	NJ	06		11%





















	DISTRICT			COMPARE	
Rep. Gary Palmer	AL	06		85%	
Rep. Jimmy Panetta	CA	19		5%	
Rep. Chris Pappas	NH	01		5%	
Rep. Bill Pascrell	NJ	09		6%	
Sen. Rand Paul	KY			94%	
Rep. Nancy Pelosi	CA	11		5%	
Rep. Mary Peltola	AK	01		18%	
Rep. Greg Pence	IN	06		56%	
Rep. Scott Perry	PA	10		91%	
Sen. Gary Peters	MI			0%	
Rep. Scott Peters	CA	50		6%	
Rep. Brittany Pettersen	CO	07		5%	
Rep. August Pfluger	TX	11		73%	
Rep. Dean Phillips	MN	03		0%	
Rep. Chellie Pingree	ME	01		16%	
Rep. Mark Pocan	WI	02		22%	
Rep. Katie Porter	CA	47		18%	
Rep. Bill Posey	FL	08		98%	
Rep. Ayanna Pressley	MA	07		23%	
Rep. Mike Quigley	IL	05		5%	




















	DISTRICT			COMPARE	
Rep. Delia Ramirez	IL	03		27%	
Rep. Jamie Raskin	MD	08		16%	
Sen. Jack Reed	RI			0%	
Rep. Guy Reschenthaler	PA	14		66%	
Sen. Pete Ricketts	NE			73%	
Sen. James Risch	ID			67%	
Rep. Mike Rogers	AL	03		64%	
Rep. Hal Rogers	KY	05		56%	
Sen. Mitt Romney	UT			27%	
Rep. John Rose	TN	06		98%	
Sen. Jacky Rosen	NV			0%	
Rep. Matt Rosendale	MT	02		98%	
Rep. Deborah Ross	NC	02		12%	
Sen. Mike Rounds	SD			33%	
Rep. David Rouzer	NC	07		62%	
Rep. Chip Roy	TX	21		98%	
Sen. Marco Rubio	FL			67%	
Rep. Raul Ruiz	CA	25		5%	
Rep. Dutch Ruppersberger	MD	02		5%	
Rep. John Rutherford	FL	05		56%	


















	DISTRICT			COMPARE
Rep. Pat Ryan	NY	18		5%
Rep. Maria Salazar	FL	27		54%
Rep. Andrea Salinas	OR	06		11%
Sen. Bernie Sanders	VT		<i>Ind.</i>	44%
Rep. John Sarbanes	MD	03		12%
Rep. Steve Scalise	LA	01		58%
Rep. Mary Scanlon	PA	05		11%
Rep. Jan Schakowsky	IL	09		16%
Sen. Brian Schatz	HI			0%
Rep. Adam Schiff	CA	30		6%
Sen. Eric Schmitt	MO			91%
Rep. Brad Schneider	IL	10		6%
Rep. Hillary Scholten	MI	03		11%
Rep. Kim Schrier	WA	08		5%
Sen. Chuck Schumer	NY			13%
Rep. David Schweikert	AZ	01		72%
Rep. Austin Scott	GA	08		64%
Sen. Rick Scott	FL			91%
Rep. Bobby Scott	VA	03		16%
Sen. Tim Scott	SC			88%

	DISTRICT			COMPARE
Rep. David Scott	GA	13		5%
Rep. Keith Self	TX	03		100%
Rep. Pete Sessions	TX	17		75%
Rep. Terri Sewell	AL	07		5%
Sen. Jeanne Shaheen	NH			0%
Rep. Brad Sherman	CA	32		11%
Rep. Mikie Sherrill	NJ	11		5%
Rep. Mike Simpson	ID	02		63%
Sen. Kyrsten Sinema	AZ		Ind.	6%
Rep. Elissa Slotkin	MI	07		5%
Sen. Tina Smith	MN			7%
Rep. Adrian Smith	NE	03		58%
Rep. Jason Smith	MO	08		71%
Rep. Adam Smith	WA	09		5%
Rep. Chris Smith	NJ	04		74%
Rep. Lloyd Smucker	PA	11		56%
Rep. Eric Sorensen	IL	17		5%
Rep. Darren Soto	FL	09		5%
Rep. Abigail Spanberger	VA	07		5%
Rep. Victoria Spartz	IN	05		94%

	DISTRICT			COMPARE
Sen. Debbie Stabenow	MI			0%
Rep. Melanie Stansbury	NM	01		17%
Rep. Greg Stanton	AZ	04		5%
Rep. Pete Stauber	MN	08		74%
Rep. Michelle Steel	CA	45		62%
Rep. Elise Stefanik	NY	21		62%
Rep. Bryan Steil	WI	01		76%
Rep. Greg Steube	FL	17		94%
Rep. Haley Stevens	MI	11		5%
Rep. Marilyn Strickland	WA	10		6%
Rep. Dale Strong	AL	05		78%
Sen. Dan Sullivan	AK			58%
Rep. Thomas Suozzi	NY	03		10%
Rep. Eric Swalwell	CA	14		0%
Rep. Emilia Sykes	OH	13		5%
Rep. Linda Sánchez	CA	38		5%
Rep. Mark Takano	CA	39		22%
Rep. Claudia Tenney	NY	24		76%
Sen. Jon Tester	MT			19%
Rep. Shri Thanedar	MI	13		11%

	DISTRICT			COMPARE	
Rep. Bennie Thompson	MS	02		12%	
Rep. Mike Thompson	CA	04		5%	
Rep. Glenn Thompson	PA	15		62%	
Sen. John Thune	SD			33%	
Rep. Tom Tiffany	WI	07		98%	
Sen. Thom Tillis	NC			36%	
Rep. William Timmons	SC	04		100%	
Rep. Dina Titus	NV	01		5%	
Rep. Rashida Tlaib	MI	12		29%	
Rep. Jill Tokuda	HI	02		12%	
Rep. Paul Tonko	NY	20		16%	
Rep. Norma Torres	CA	35		5%	
Rep. Ritchie Torres	NY	15		17%	
Rep. Lori Trahan	MA	03		5%	
Rep. David Trone	MD	06		5%	
Sen. Tommy Tuberville	AL			91%	
Rep. Mike Turner	OH	10		56%	
Rep. Lauren Underwood	IL	14		11%	
Rep. David Valadao	CA	22		58%	
Rep. Jefferson Van Drew	NJ	02		91%	

	DISTRICT			COMPARE
Rep. Beth Van Duyne	TX	24		85%
Sen. Chris Van Hollen	MD			6%
Rep. Derrick Van Orden	WI	03		64%
Sen. J.D. Vance	OH			93%
Rep. Juan Vargas	CA	52		5%
Rep. Gabe Vasquez	NM	02		11%
Rep. Marc Veasey	TX	33		5%
Rep. Nydia Velazquez	NY	07		23%
Rep. Ann Wagner	MO	02		64%
Rep. Tim Walberg	MI	05		67%
Rep. Mike Waltz	FL	06		87%
Sen. Mark Warner	VA			0%
Sen. Raphael Warnock	GA			0%
Sen. Elizabeth Warren	MA			25%
Rep. Debbie Wasserman Schultz	FL	25		5%
Rep. Maxine Waters	CA	43		16%
Rep. Bonnie Watson Coleman	NJ	12		23%
Rep. Randy Weber	TX	14		100%
Rep. Daniel Webster	FL	11		83%
Sen. Peter Welch	VT			19%

	DISTRICT			COMPARE
Rep. Brad Wenstrup	OH	02		62%
Rep. Bruce Westerman	AR	04		71%
Rep. Jennifer Wexton	VA	10		5%
Sen. Sheldon Whitehouse	RI			0%
Sen. Roger Wicker	MS			40%
Rep. Susan Wild	PA	07		6%
Rep. Brandon Williams	NY	22		63%
Rep. Roger Williams	TX	25		87%
Rep. Nikema Williams	GA	05		22%
Rep. Joe Wilson	SC	02		62%
Rep. Frederica Wilson	FL	24		12%
Rep. Rob Wittman	VA	01		62%
Rep. Steve Womack	AR	03		58%
Sen. Ron Wyden	OR			13%
Rep. Rudy Yakym	IN	02		68%
Sen. Todd Young	IN			31%
Rep. Ryan Zinke	MT	01		74%



LEARN

[Blog](#)

TAKE ACTION

[Find Your Representative](#)

ABOUT

[About Us](#)

LEGAL

[Copyright](#)

CONNECT

Press

Activist Training

Heritage Action Staff

Heritage Action Internal
Policy



Scorecard

Contact Heritage Action

214 Massachusetts Avenue NE
Washington, DC 20002
(202) 548-5280

Donate Now

Social Media

Visit our sister site:
[The Heritage Foundation](#)

© 2024 Heritage Action.
All Rights Reserved